

INSTRUCTIONS FOR BPS 4X4 MULTI PURPOSE LADDER HANDRAIL

WARNING! – HANDRAIL ONLY TO BE USED TO ASSIST CLIMBING ONTO AND DESCENDING FROM OUR 4X4 RUNG MULTIPURPOSE LADDER. YOU MUST NOT HEAVILY LEAN ON THE HANDRAIL WHEN IN USE. AS THERE IS A RISK OF THE LADDER BECOMING UNSTABLE. ALSO, HANDRAIL MUST NOT BE USED TO HANG OBJECTS FROM.

ENSURE THAT ALL SCREWS ARE FULLY TIGHTENED BEFORE EACH USE.

BEFORE EACH USE PLEASE CHECK THE CONDITION OF ALL PARTS, INCLUDING THE INTERNAL BRACKETS, FOR SIGNS OF DAMAGE.

ALWAYS ENSURE THAT THE HANDRAIL IS INSERTED FULLY INTO THE LADDER RUNG ENDS BEFORE USE.

STORE HANDRAIL IN A DRY PLACE WHEN NOT IN USE.

HANDRAIL ONLY TO BE USED WHEN THE LADDER IS IN THE PLATFORM/SCAFFOLD POSITION.


COMPONENTS:

- 4x pozidrive 14mm screws
- 4x pozidrive 42mm screws and nuts
- 2x 60mm L shaped brackets
- 1x 95mm square inner tube with 4 alignment holes
- 2x “L” shaped vertical metal rails with straight cut
- 2x “L” shaped vertical metal rails with diagonal cut
- 2x red horizontal hand rails with “T” brackets attached


1. Slot the 95mm inner tube into the 2x red horizontal rails. Tighten 2x bolts and nuts through the top of the rails and the inner tube.



2. Slot the L shaped brackets into each end where the diagonal cut of the red horizontal rails meets the opposite diagonal cut of the L” shaped vertical metal rails. Screw 1x 14mm screw into the hole on the inside of the vertical rail, and another into the underside of the handrail.




3. Slot the 2x L" shaped vertical metal rails with straight cut at the top into the T shaped joints on the underside of the red handrails. Tighten 1x bolt and nut horizontally through the T joint and vertical rail.



4. Slot all 4 L shaped lengths through the side of the Multi Purpose Ladder rung ends when set up like a platform. Make sure the "L" legs are fully inserted into ladder rung ends before use.



Below shows you the handrail complete with number annotations as to which stage you are in the instructions:



BPS Access Solutions Ltd

Unit 8 Highams Hill Farm, Sheepbarn Lane, Warlingham, Surrey
CR6 9PQ

Tel. +44 (0) 8712 000 369

Fax +44 (0) 1959 572932

www.laddersandscaffoldtowers.co.uk