



PTP-V, PTP-V/PI, PTP-V/GO,






ALUMINIUM-CLAD PLASTIC ROOF WINDOW – PIVOT









I. APPLICATION

	Pivot window
	Installed in roofs with pitches 15-90°




II. FEATURES

	Multi-chamber in white colour (RAL 9010)
	TopSafe system
	V35 air inlet
	Quadruple sealing system
	Installation at two depths: N,V
	Warm TGI spacer
	White Handle Elegant

III. ADDITIONAL PRODUCTS USED WITH WINDOWS

Flashings	
	standard
	special
	combination
Control	
	manual
	electric
Mounting accessories	
	insulation sets
	linings
	auxiliary rafters
	bands
	frame extensions
External accessories	
	awning blinds
	roller shutters
Internal accessories	
	blackout blinds
	roller blinds
	standard roller shutters
	awning blinds
	pleated blinds
Other accessories	
	insect screen

IV. OPTIONS

	External cladding elements painted in any RAL colour or manufactured to match event the most unusual roofing colours (CU, TC)
	Window with a mullion bar
	Non-standard glazing unit
	Available in veneer: golden oak and pine

V. DECLARATION OF PERFORMANCE

Harmonized standard	EN 14351-1:2006+A1:2010
Number of Declaration of Performance	XXX/CPR/14351/xx Individual numbers of Declaration of Performance are to be found in the table with technical parameters

VI. TECHNICAL PARAMETERS

Technical parameters	Glazing unit type								standards	normy
	U3	P2	U5	U5 + EHV AT Thermo	P5	R1	G2	G61		
- Window heat transmittance coefficient Uw [W/m²K]	1,3	1,3	***0,95/1,1	***0,88	1,1	1,3	1,3	1,3	EN 12567-2, EN 10077	
- Glazing heat transmittance coefficient Ug [W/m²K]	1,0	1,0	0,5	0,5	0,5	1,0	1,0	1,0	EN 673	
- Acoustic performance Rw [dB]	32 (-1;-4)	33 (-1;-4)	34 (-2;-6)	34 (-2;-6)	36 (-1;-3)	39 (-2;-5)**	33 (-1;-4)	39 (-2;-5)**	EN ISO 717-1	
- max. capacity of air inlet [m³/h] - 10Pa	up to 41								EN 13141	
- air permeability class	3								EN 1026, EN 12207	
- light permeability tv	0,76	0,75	0,73	0,73	0,63	0,75	0,40	0,40	EN 410	
- solar factor g	0,53	0,52	0,53	0,53	0,48	0,51	0,23	0,23	EN 410	
- permeability UV	0,26	0,01	0,01	0,01	0,01	0,02	0,01	0,01	EN 410	
- frame thermal insulation Uf [W/m²K]	1,560*	npd	1,80	1,4	npd	npd	npd	npd	EN ISO 10077-1 EN ISO 10077-2	
- thermal insulation of window frame connection with glazing ψ (psi) [W/mK]	0,053*	npd	0,047	0,046	npd	npd	npd	npd	EN ISO 10077-1 EN ISO 10077-2	
Number of Declaration of Performance	P01/CPR/14351/xx	P70/CPR/14351/xx	P40/CPR/14351/xx	P42/CPR/14351/xx	P41/CPR/14351/xx	P60/CPR/14351/xx	P12/CPR/14351/xx	P16/CPR/14351/xx	EN 14351-1:2006+A1:20	

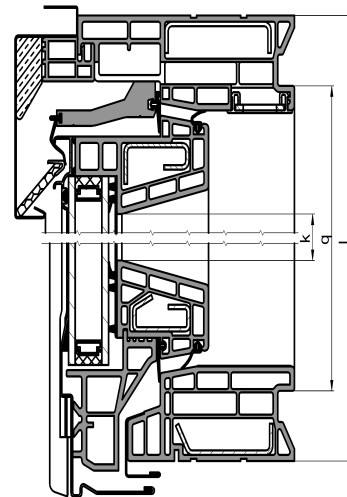
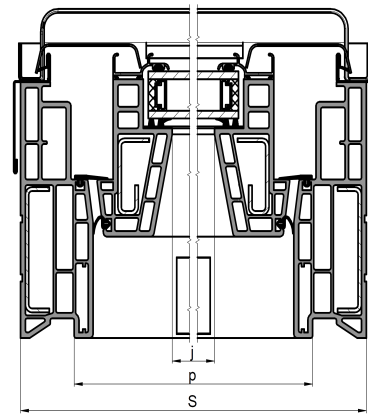
* Result of FAKRO internal tests

** Parameter for the window without air inlet PTP R1, G61 (For the window PTP-V R1, G61 Rw= 37(-1;-4))

*** Parameter for the window PTP-V U5 (For the window without air inlet PTP U5, Uw=1,1 [W/m²K])

VII. DETAILED DIMENSIONS OF PTP, PTP-V WINDOWS

Window size	Size symbol	Frame external size	Distance between lining grooves		Glazing area		Glazing visible area
			S x L	p	q	j	
[cm]			[mm]				[m ²]
55 x 78	01	547 x 770	484	707	369	591	0.22
55 x 98	02	547 x 970	484	907	369	791	0.29
66 x 98	03	657 x 970	594	907	479	791	0.38
66 x 118	04	657 x 1170	594	1107	479	991	0.47
78 x 98	05	777 x 970	714	907	599	791	0.47
78 x 118	06	777 x 1170	714	1107	599	991	0.59
78 x 140	07	777 x 1390	714	1327	599	1211	0.73
94 x 118	08	937 x 1170	874	1107	759	991	0.75
94 x 140	09	937 x 1390	874	1327	759	1211	0.92
114 x 118	10	1137 x 1170	1074	1107	959	991	0.95
114 x 140	11	1137 x 1390	1074	1327	959	1211	1.16
134 x 98	12	1337 x 970	1274	907	1159	791	0.92
78 x 160	13	777 x 1590	714	1527	599	1411	0.85
66 x 140	14	657 x 1390	594	1327	479	1211	0.58
94 x 98	15	937 x 970	874	907	759	791	0.60
55 x 118	16	547 x 1170	484	1107	369	991	0.37
134 x 118	18	1337 x 1170	1274	1107	1159	991	1.15
114 x 98	20	1137 x 970	1074	907	959	791	0.76
66 x 78	22	657 x 770	594	707	479	591	0.28
78 x 78	23	777 x 770	714	707	599	591	0.35
94 x 78	24	937 x 770	874	707	759	591	0.45
114 x 78	25	1137 x 770	1074	707	959	591	0.57
134 x 78	26	1337 x 770	1274	707	1159	591	0.68



VIII. CAPACITY OF V35 AIR INLET

		Window width [cm]					
		55/..	66/..	78/..	94/..	114/..	134/..
Pressure difference [Pa]							
1	[m ³ /h]	4,16	6,08	7,58	8,04	12,12	12,12
	[l/s]	1,16	1,69	2,11	2,23	3,37	3,37
2	[m ³ /h]	6,19	8,77	11,16	11,96	17,7	17,7
	[l/s]	1,72	2,44	3,1	3,32	4,92	4,92
10	[m ³ /h]	15,05	20,59	25,32	27,55	40,97	40,97
	[l/s]	4,18	5,72	7,03	7,65	11,38	11,38
20	[m ³ /h]	21,16	29,24	36,71	39,33	59,59	59,59
	[l/s]	5,88	8,12	10,2	10,92	16,55	16,55

